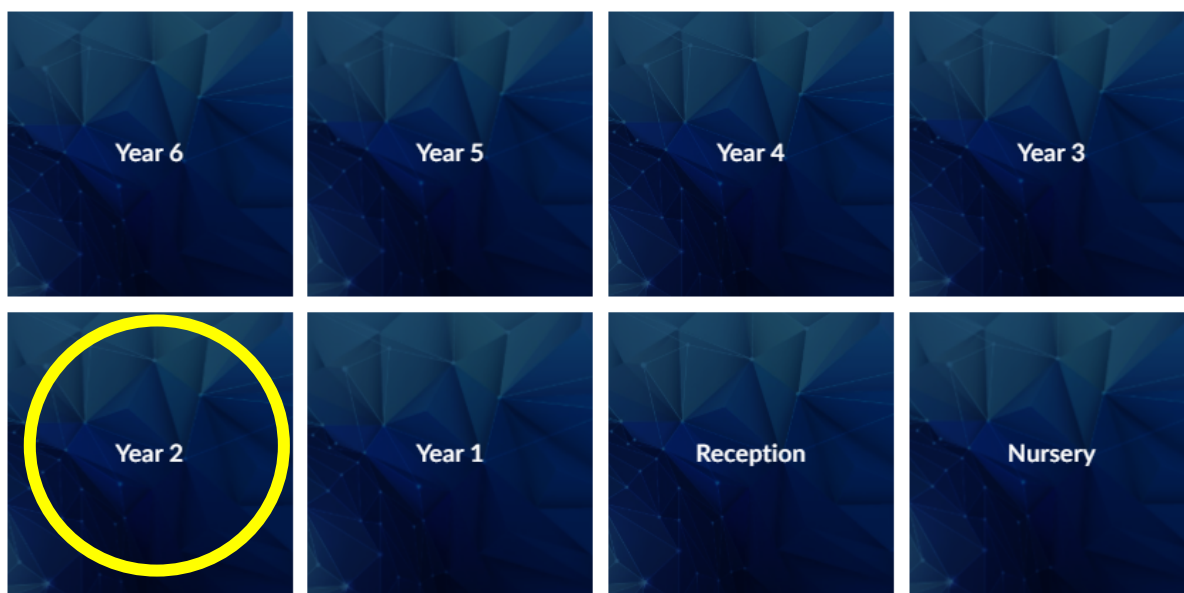


Blowers Green Primary: School at Home **Year 2**

Week 1: Monday 30th March 2020



E-mail: yeartwo@blowers.dudley.sch.uk

Good morning Class 2!

Below are your 'School at Home' tasks for today along with any links and resources which will help you to complete your home learning.

You can e-mail any questions you might have to the e-mail address above












Some supporting materials and tasks are at the bottom (after the table below). Keep scrolling down to find them!

Good luck and well done for continuing your learning and working so hard!
We can't wait to see your work.

Mrs Potter & Miss Pylypiak-Clancy

P.S

Remember, you also have your challenges to work on!

Subject	Task
Maths	<p><u>Warm up your maths brains today by:</u></p> <ul style="list-style-type: none"> • Practicing your 2x, 3x, 5x and 10x tables on times table rock stars. • Practicing finding halves at https://www.topmarks.co.uk/maths-games/hit-the-button Start on halves to 10, then work up to halves from 50 and to 100 if you can! <div data-bbox="288 521 715 929" style="border: 1px solid orange; padding: 10px; margin: 10px 0;"> <p>Number Range</p> <ul style="list-style-type: none">  Halves to 10  Halves from 5 to 15  Halves from 10 to 20  Halves to 50  Halves from 50 to 100  Halves to 10 (1 dp) </div> <p><u>2D shapes</u></p> <p>Watch this video to remind yourself of the 2-D shapes we have learnt about. https://www.bing.com/videos/search?q=2d+shapes+bbc+youtube&view=detail&mid=90BB61177AE492194D3F90BB61177AE492194D3F&FORM=VIRE</p> <p>Can you think of any more?</p> <p>First, make a list of the 2-D shapes you know and draw a picture of each one. Remember to use a ruler!</p> <p>Then write the name of each of the shapes below in your yellow book. Can you write down how many vertices and edges each shape has. *Remember the vertices are the corners.</p> <div style="margin-top: 20px;"> <div style="display: flex; align-items: center; margin-bottom: 20px;"> 1.  </div> <div style="display: flex; align-items: center; margin-bottom: 20px;"> 2.  </div> <div style="display: flex; align-items: center;"> 3.  </div> </div>

4.



5.



6.



7.



8.



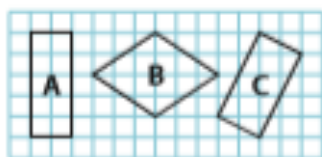
9.



Challenge:

Captain Conjecture says, 'All of these shapes are rectangles because they have four sides.'

Do you agree?



Explain your reasoning.



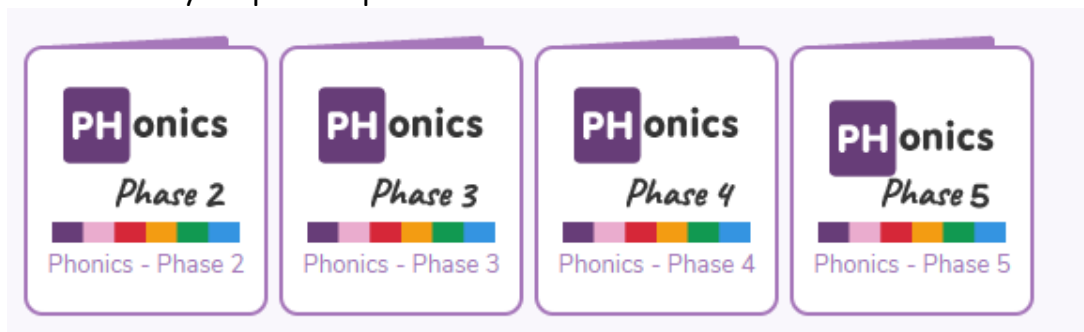
Phonics

Log into purple mash from the school website.

Click on the 'English' tab. Then scroll down to 'SPAG' and click on 'Phonics'



Now click on your phonics phase.



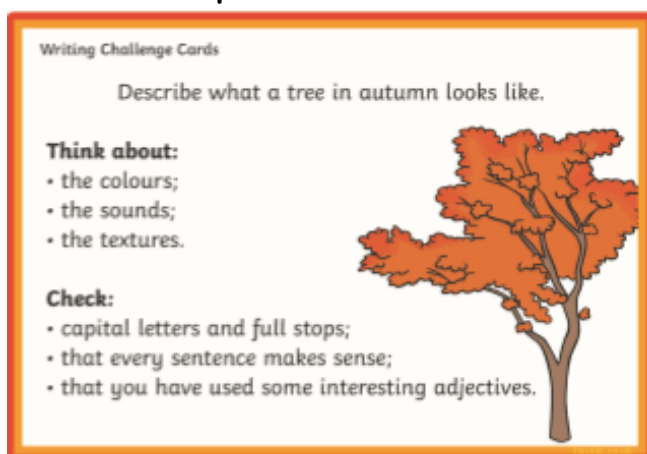
Once you have clicked on your phase, click on the tab labelled 'cloze activities'.

Now spend ten minutes practising your sounds.

Tip: If you get stuck, type 'Mr Thorne does phonics' into YouTube. He can help!

Writing

Write a description



- Use expanded noun phrases in your writing, e.g. The chocolate, brown trunk.

For example:

The honey orange leaves look like warm fire.

The leaves crunch and rustle under my feet.

The leaves are crisp and feel cold in the breeze.

Tip: use the word mats attached below.

Challenge: use a simile, e.g. *The trees are as tall as skyscrapers.*

Extra task: Once you have written about the Autumn tree, look outside, can you write about a tree in Winter?

Science:

Living or Non-living



Woodlice



Seal



Tiger

Pick an animal from above and make a poster telling me about their habitat. Can you tell me why they live in that habitat?

Challenge: Pick a different animal and do the same again.

Extra fun:

Try a PE lesson with Joe wicks:

<https://www.thebodycoach.com/blog/pe-with-joe-1254.html>

or practise writing a story with the nation:

<https://www.youtube.com/watch?v=rs3rCIhtQso>

AUTUMN WORDS



yellow	apple	golden	
brown	pine cone	fruit	
orange	leaf	cold	crumbling
red	leaves	acorn	falling
amber	dance	chestnut	twirling
crisp	twirl	blustery	fiery
rustle	spin	gusty	wheat
crunch	flutter	rusty	tree
tumble	glide	windy	rake
fall	change	burnt	dry
spin	harvest	breeze	rough
colourful	food	spiky	twig



grey	shadow	graphite	iron	pewter	brown	mocha	coffee	peanut	carob	orange	tangerine	marigold	cider	rust
cloud	silver	smoke	slate	anchor	hickory	wood	pecan	walnut	caramel	ginger	tiger	fire	bronze	melon
ash	porpoise	dove	fog	flint	gingerbread	syrup	chocolate	tortilla	amber	apricot	clay	honey	carrot	squash
charcoal	pebble	lead	coin	fossil	tawny	brunette	cinnamon	penny	cedar	spice	marmalade	amber	sandstone	ochre

yellow	canary	gold	daffodil	flaxen	tan	beige	camel	hazel wood	granola
butter	lemon	mustard	corn	medallion	oat	taupe	fawn	magnolia	sand
dandelion	fire	bumblebee	banana	butterscotch	sepia	latte	oyster	biscotti	parmesan
goldenrod	honey	blonde	pineapple	sunrise	hazelnut	sandcastle	buttermilk	sand dollar	shortbread